

**BRIGHT AUTOMOTIVE™**  
**Inventory & Cost of Goods Sold Schedule**  
**For the years ended December 31**

	4th Qtr	Total	1st Qtr	2nd Qtr	3rd Qtr	4th Qtr	Total
Beginning Material Inventory							
Purchases							
Material Cost at Standard							
Ending Material Inventory							
Labor in Beginning Inventory							
Direct Labor Incurred							
Indirect Labor Incurred							
Labor at Standard							
Labor in Ending Inventory							
Overhead in Beginning Inventory							
Overhead Incurred							
Overhead at Standard							
Overhead in Ending Inventory							
Beginning Inventory							
Incurred							
Cost of Sales							
Ending Inventory							
Ending Equivalent Inventory Units							
2 days material							
3 days Finished Goods including in transit							

CONFIDENTIAL - All information in this document contains proprietary information that Bright Automotive, Inc. requests not be released to persons outside the U.S. Government.

CONFIDENTIAL - All information in this document contains proprietary information that Bright Automotive, Inc. requests not be released to persons outside the U.S. Government.

1st Qtr	2nd Qtr	3rd Qtr	4th Qtr	Total
[REDACTED]				
Program Year 8				
Program Year 9				
Program Year 10				
Program Year 11				

**BRIGHT AUTOMOTIVE™**  
**Unit Price & Standard Cost Schedule**

At December 31  
SOP 1    SOP 2    SOP 3    SOP 4  
Program Year 4   Program Year 5   Program Year 6   Program Year 7

**NAFTA - (Direct Sales) Fleet VAN**

**Sales Price**

**Standard Materials**

BODY SYSTEM  
FRAME AND MOUNTING  
IC ENGINE SYSTEM  
SUSPENSION SYSTEM  
DRIVELINE SYSTEM  
BRAKE SYSTEM  
TRANSMISSION SYSTEM  
EXHAUST SYSTEM  
FUEL SYSTEM  
STEERING SYSTEM  
CLIMATE CONTROL SYSTEM  
INFO, GAUGES, AND WARN. DEVICES  
ELECTRICAL POWER SUPPLY SYSTEM (see note below)  
IN-VEHICLE ENTERTAINMENT SYS.  
VACUUM DISTRIBUTION SYSTEM  
LIGHTING SYSTEM  
ELECT. DIST. AND ELECT. CONTROLS  
ELECTRONIC FEATURES GROUP  
Descriptive Plates and Instructions  
Jack, Tools - Emergency Subsystem  
BOM without freight

Supplier margins:  
Contract Assembly (Includes Body & panel coating)

**Material Shrinkage**

Freight @ 5%

**Total Materials at Standard**

**Warranty**

Warranty Accrual

**Standard Labor**

Assembly

Indirect Shop Labor

Total Labor at Standard

**Standard Overhead**


See Detail Tab

Standard Cost Per Unit (before Depreciation)


Gross Margin Per Unit at Standard \$

Gross Margin Per Unit at Standard %

Battery Price per KWH (note only - part of Electrical System )  
Depreciation - Plant Overhead



SOP 5      SOP 6      SOP 7      SOP 8  
Program Year 8   Program Year 9   Program Year 10   Program Year 11



CONFIDENTIAL - All information in this document contains proprietary information that Bright Automotive, Inc. requests not be released to persons outside the U.S. Government.

**BRIGHT AUTOMOTIVE™**  
**Unit Price & Standard Cost Schedule**  
**At December 31**

**Cab-Chassis/Light Truck**

**Sales Price**

Standard Materials  
 BODY SYSTEM  
 PICKUP BOX  
 FRAME AND MOUNTING  
 IC ENGINE SYSTEM  
 SUSPENSION SYSTEM  
 DRIVELINE SYSTEM  
 BRAKE SYSTEM  
 TRANSMISSION SYSTEM  
 EXHAUST SYSTEM  
 FUEL SYSTEM  
 STEERING SYSTEM  
 CLIMATE CONTROL SYSTEM  
 INFO, GAUGES, AND WARN. DEVICES  
 ELECTRICAL POWER SUPPLY SYSTEM (see note below)  
 IN-VEHICLE ENTERTAINMENT SYS.  
 VACUUM DISTRIBUTION SYSTEM  
 LIGHTING SYSTEM  
 ELECT. DIST. AND ELECT. CONTROLS  
 ELECTRONIC FEATURES GROUP  
 Descriptive Plates and Instructions  
 Jack, Tools - Emergency Subsystem  
 BOM without freight

Supplier margins:  
 Contract Assembly (includes Body & panel coating)

Material Shrinkage

Freight @ 6%

Total Materials at Standard

Warranty  
 Warranty Accrual

Standard Labor  
 Assembly  
 Indirect Shop Labor


Total Labor at Standard

Standard Overhead  
 See Detail Tab

Standard Cost Per Unit (before Depreciation)

Gross Margin Per Unit at Standard \$  
 Gross Margin Per Unit at Standard %

Battery Price per KWH (note only - part of Electrical System)  
 Depreciation - Plant Overhead




CONFIDENTIAL - All information in this document contains proprietary information that Bright Automotive, Inc. requests not be released to persons outside the U.S. Government.

**BRIGHT AUTOMOTIVE™**  
**Unit Price & Standard Cost Schedule**  
**At December 31**

NAFTA - <16 Distributor Fleet VAN

Program Year: 2011  
 Year Program Year: 2011  
 Year Program Year: 2011  
 Year Program Year: 2011  
 Year Program Year: 2011



Sales Price

Standard Materials

- BODY SYSTEM
- FRAME AND MOUNTING
- IC ENGINE SYSTEM
- SUSPENSION SYSTEM
- DRIVE/LINE SYSTEM
- BRAKE SYSTEM
- TRANSMISSION SYSTEM
- EXHAUST SYSTEM
- FUEL SYSTEM
- STEERING SYSTEM
- CLIMATE CONTROL SYSTEM
- INFO, GAUGES, AND WARN. DEVICES
- ELECTRICAL POWER SUPPLY SYSTEM (see note below)
- IN-VEHICLE ENTERTAINMENT SYS.
- VACUUM DISTRIBUTION SYSTEM
- LIGHTING SYSTEM
- ELECT. DIST. AND ELECT. CONTROLS
- ELECTRONIC FEATURES GROUP
- Descriptive Plates and Instructions
- Jack, Tools - Emergency Subsystem
- BOM without freight

Supplier margins:

Contract Assembly (includes body & panel coating)

Material Shrinkage

Freight @ 5%

Total Materials at Standard

Warranty

Warranty Accrual

Standard Labor

Assembly

Indirect Shop Labor

Total Labor at Standard

Standard Overhead

See Detail Tab

Standard Cost Per Unit (before Depreciation)

Gross Margin Per Unit at Standard \$

Gross Margin Per Unit at Standard %

Battery Price per kWh (note only - part of Electrical System)

Depreciation - Plant Overhead



**BRIGHT ALTOONIAN™**  
 Plant Direct Labor  
 For the year ended December 31

Year Days Available	Hours Produced per System day	Hours Produced	Plant Direct Labor
1981	144	1,200	1,200
1982	144	1,200	1,200
1983	144	1,200	1,200
1984	144	1,200	1,200
1985	144	1,200	1,200
1986	144	1,200	1,200
1987	144	1,200	1,200
1988	144	1,200	1,200
1989	144	1,200	1,200
1990	144	1,200	1,200
1991	144	1,200	1,200
1992	144	1,200	1,200
1993	144	1,200	1,200
1994	144	1,200	1,200
1995	144	1,200	1,200
1996	144	1,200	1,200
1997	144	1,200	1,200
1998	144	1,200	1,200
1999	144	1,200	1,200
2000	144	1,200	1,200
2001	144	1,200	1,200
2002	144	1,200	1,200
2003	144	1,200	1,200
2004	144	1,200	1,200
2005	144	1,200	1,200
2006	144	1,200	1,200
2007	144	1,200	1,200
2008	144	1,200	1,200
2009	144	1,200	1,200
2010	144	1,200	1,200
2011	144	1,200	1,200
2012	144	1,200	1,200
2013	144	1,200	1,200
2014	144	1,200	1,200
2015	144	1,200	1,200
2016	144	1,200	1,200
2017	144	1,200	1,200
2018	144	1,200	1,200
2019	144	1,200	1,200
2020	144	1,200	1,200
2021	144	1,200	1,200
2022	144	1,200	1,200
2023	144	1,200	1,200
2024	144	1,200	1,200
2025	144	1,200	1,200
2026	144	1,200	1,200
2027	144	1,200	1,200
2028	144	1,200	1,200
2029	144	1,200	1,200
2030	144	1,200	1,200
2031	144	1,200	1,200
2032	144	1,200	1,200
2033	144	1,200	1,200
2034	144	1,200	1,200
2035	144	1,200	1,200
2036	144	1,200	1,200
2037	144	1,200	1,200
2038	144	1,200	1,200
2039	144	1,200	1,200
2040	144	1,200	1,200
2041	144	1,200	1,200
2042	144	1,200	1,200
2043	144	1,200	1,200
2044	144	1,200	1,200
2045	144	1,200	1,200
2046	144	1,200	1,200
2047	144	1,200	1,200
2048	144	1,200	1,200
2049	144	1,200	1,200
2050	144	1,200	1,200
2051	144	1,200	1,200
2052	144	1,200	1,200
2053	144	1,200	1,200
2054	144	1,200	1,200
2055	144	1,200	1,200
2056	144	1,200	1,200
2057	144	1,200	1,200
2058	144	1,200	1,200
2059	144	1,200	1,200
2060	144	1,200	1,200
2061	144	1,200	1,200
2062	144	1,200	1,200
2063	144	1,200	1,200
2064	144	1,200	1,200
2065	144	1,200	1,200
2066	144	1,200	1,200
2067	144	1,200	1,200
2068	144	1,200	1,200
2069	144	1,200	1,200
2070	144	1,200	1,200
2071	144	1,200	1,200
2072	144	1,200	1,200
2073	144	1,200	1,200
2074	144	1,200	1,200
2075	144	1,200	1,200
2076	144	1,200	1,200
2077	144	1,200	1,200
2078	144	1,200	1,200
2079	144	1,200	1,200
2080	144	1,200	1,200
2081	144	1,200	1,200
2082	144	1,200	1,200
2083	144	1,200	1,200
2084	144	1,200	1,200
2085	144	1,200	1,200
2086	144	1,200	1,200
2087	144	1,200	1,200
2088	144	1,200	1,200
2089	144	1,200	1,200
2090	144	1,200	1,200
2091	144	1,200	1,200
2092	144	1,200	1,200
2093	144	1,200	1,200
2094	144	1,200	1,200
2095	144	1,200	1,200
2096	144	1,200	1,200
2097	144	1,200	1,200
2098	144	1,200	1,200
2099	144	1,200	1,200
2100	144	1,200	1,200

Year	Plant Direct Labor	Plant Overhead	Total
1981	1,200	1,200	2,400
1982	1,200	1,200	2,400
1983	1,200	1,200	2,400
1984	1,200	1,200	2,400
1985	1,200	1,200	2,400
1986	1,200	1,200	2,400
1987	1,200	1,200	2,400
1988	1,200	1,200	2,400
1989	1,200	1,200	2,400
1990	1,200	1,200	2,400
1991	1,200	1,200	2,400
1992	1,200	1,200	2,400
1993	1,200	1,200	2,400
1994	1,200	1,200	2,400
1995	1,200	1,200	2,400
1996	1,200	1,200	2,400
1997	1,200	1,200	2,400
1998	1,200	1,200	2,400
1999	1,200	1,200	2,400
2000	1,200	1,200	2,400
2001	1,200	1,200	2,400
2002	1,200	1,200	2,400
2003	1,200	1,200	2,400
2004	1,200	1,200	2,400
2005	1,200	1,200	2,400
2006	1,200	1,200	2,400
2007	1,200	1,200	2,400
2008	1,200	1,200	2,400
2009	1,200	1,200	2,400
2010	1,200	1,200	2,400
2011	1,200	1,200	2,400
2012	1,200	1,200	2,400
2013	1,200	1,200	2,400
2014	1,200	1,200	2,400
2015	1,200	1,200	2,400
2016	1,200	1,200	2,400
2017	1,200	1,200	2,400
2018	1,200	1,200	2,400
2019	1,200	1,200	2,400
2020	1,200	1,200	2,400
2021	1,200	1,200	2,400
2022	1,200	1,200	2,400
2023	1,200	1,200	2,400
2024	1,200	1,200	2,400
2025	1,200	1,200	2,400
2026	1,200	1,200	2,400
2027	1,200	1,200	2,400
2028	1,200	1,200	2,400
2029	1,200	1,200	2,400
2030	1,200	1,200	2,400
2031	1,200	1,200	2,400
2032	1,200	1,200	2,400
2033	1,200	1,200	2,400
2034	1,200	1,200	2,400
2035	1,200	1,200	2,400
2036	1,200	1,200	2,400
2037	1,200	1,200	2,400
2038	1,200	1,200	2,400
2039	1,200	1,200	2,400
2040	1,200	1,200	2,400
2041	1,200	1,200	2,400
2042	1,200	1,200	2,400
2043	1,200	1,200	2,400
2044	1,200	1,200	2,400
2045	1,200	1,200	2,400
2046	1,200	1,200	2,400
2047	1,200	1,200	2,400
2048	1,200	1,200	2,400
2049	1,200	1,200	2,400
2050	1,200	1,200	2,400
2051	1,200	1,200	2,400
2052	1,200	1,200	2,400
2053	1,200	1,200	2,400
2054	1,200	1,200	2,400
2055	1,200	1,200	2,400
2056	1,200	1,200	2,400
2057	1,200	1,200	2,400
2058	1,200	1,200	2,400
2059	1,200	1,200	2,400
2060	1,200	1,200	2,400
2061	1,200	1,200	2,400
2062	1,200	1,200	2,400
2063	1,200	1,200	2,400
2064	1,200	1,200	2,400
2065	1,200	1,200	2,400
2066	1,200	1,200	2,400
2067	1,200	1,200	2,400
2068	1,200	1,200	2,400
2069	1,200	1,200	2,400
2070	1,200	1,200	2,400
2071	1,200	1,200	2,400
2072	1,200	1,200	2,400
2073	1,200	1,200	2,400
2074	1,200	1,200	2,400
2075	1,200	1,200	2,400
2076	1,200	1,200	2,400
2077	1,200	1,200	2,400
2078	1,200	1,200	2,400
2079	1,200	1,200	2,400
2080	1,200	1,200	2,400
2081	1,200	1,200	2,400
2082	1,200	1,200	2,400
2083	1,200	1,200	2,400
2084	1,200	1,200	2,400
2085	1,200	1,200	2,400
2086	1,200	1,200	2,400
2087	1,200	1,200	2,400
2088	1,200	1,200	2,400
2089	1,200	1,200	2,400
2090	1,200	1,200	2,400
2091	1,200	1,200	2,400
2092	1,200	1,200	2,400
2093	1,200	1,200	2,400
2094	1,200	1,200	2,400
2095	1,200	1,200	2,400
2096	1,200	1,200	2,400
2097	1,200	1,200	2,400
2098	1,200	1,200	2,400
2099	1,200	1,200	2,400
2100	1,200	1,200	2,400

CONFIDENTIAL - All information in this document remains property of the U.S. Government and is not to be released or disseminated outside the U.S. Government.





Prototype Project Expenses  
Experimental Material

- Supplies
- computer
- factory floor
- office
- other
- Reliability & Destructive Testing
- Utilities (\$4.00/sq ft)
- Telephone Expense
- Outside Printing
- Advertising
- Auto/Truck Maintenance
- Employee Training
- Public Relations
- Employee Relations
- Outside Repair Service
- Lab Testing
- Maintenance Contracts
- spares
- Other Outside Services
- Bank Charges
- Consulting Fees
- Audit & Tax Fees
- Legal Fees
- Employment Agency Fees
- Rent - Office Furniture & Equipment
- Rent - Space (Plan is purchase)
- Company Leased Cars
- Memberships & Dues
- Periodicals & Subscriptions
- Books & Manuals
- Charitable Contributions
- Interview Expense
- Meals & Entertainment
- Travel Expense
- Postage
- Insurance
- Real Property Taxes
- Personal Property Taxes
- Sales Promotion
- Miscellaneous Expense

Total Operating expenses  
-per vehicle


Vehicle Warranty Accrual  
Warranty (0.02% of BOM/vehicle)  
-per vehicle

Depreciation & Amortization  
-per vehicle

CONFIDENTIAL - All information in this document contains proprietary information that Bright Automotive, Inc. requests not be released to persons outside the U.S. Government.

**BRIGHT AUTOMOTIVE™**  
**Labor and Overhead Schedule**  
**For the years ended December 31**  
**title**

salary  
(k\$)



- Plant Manager
- Admin
- Quality Director
- Quality Manager
- Incoming Quality Supervisor
- Incoming
- Outgoing Quality Supervisor
- Outgoing
- Assm Line
- Supplier Quality Engineer
- Admin (doc control)
- Manufacturing Director
- Production Manager
- Supervisors
- Group Leader
- Facilitators
- Crib
- Admin
- Manufacturing Engineering Director
- Manufacturing Engineering Manager
- MFG Eng
- Technician
- Lean Facilitators
- Maintenance Supervisor
- Maintenance
- Facilities supervisor
- Facilities
- Admin
- Supply Chain Director
- Planning Manager
- Planner
- Purchasing Manager
- Buyer (incl MRO)
- Supplier Development Engineer
- Warehouse Manager
- Shipping
- Receiving
- Material Handlers
- Warehouse
- Logistics Manager
- Logistics

**CONFIDENTIAL** - All information in this document contains proprietary information that Bright Automotive, Inc.

requests not be released to persons outside the U.S. Government.


Admin	
	[REDACTED]
sub-total	[REDACTED]
benefits	[REDACTED]
incentives	[REDACTED]
total	[REDACTED]
annual payroll increase	[REDACTED]

**ID Shop Labor**

Exec Team salary multiplier	[REDACTED]
Executive staff	[REDACTED]
Postponed cash portion of bonuses - Executives and M&S	[REDACTED]
Human Resource Director	[REDACTED]
Benefits	[REDACTED]
HR Generalist	[REDACTED]
Training Coordinator	[REDACTED]
Admin	[REDACTED]
Systems Director	[REDACTED]
Infrastructure (hdwe)	[REDACTED]
Software	[REDACTED]
Systems (manufacturing)	[REDACTED]
Finance Director	[REDACTED]
Dept Managers	[REDACTED]
Accounts Payable	[REDACTED]
Accounts Receivable	[REDACTED]
Cost Accountant	[REDACTED]
Analysis	[REDACTED]
Clerks	[REDACTED]
	[REDACTED]
sub-total	[REDACTED]
benefits	[REDACTED]
incentives	[REDACTED]
total	[REDACTED]
annual payroll increase	[REDACTED]

CONFIDENTIAL - All information in this document contains proprietary information that Bright Automotive, Inc. requests not be released to persons outside the U.S. Government.

**SG&A Labor**



- Marketing/Sales**
- Fleet/Dealer Relations Director
- manager
- REPs
- Marketing/Communications Director
- manager
- Analysts
- Service Engineering Director
- manager
- Techs
- Contract Admin

sub-total




benefits



incentives

total



annual payroll increase

**Marketing and Sales Labor**




**Design Engineering**

- Powertrain Engineering
- VP - DC
- Managers - JR
- Engineers - SS, PB
- Technicians

**Vehicle Engineering**

- VP - HR
- Director
- Managers
- Engineers



CONFIDENTIAL - All information in this document contains proprietary information that Bright Automotive, Inc.

requests not be released to persons outside the U.S. Government.

Design  
VP - DB  
Directors  
Managers  
Designers  
Modellers

Program Management  
Directors  
Managers  
Engineers

Telematics Engineering  
Managers  
Engineers

sub-total

benefits

incentives


total

annual payroll increase

**Design Engineering**


CONFIDENTIAL - All information in this document contains proprietary information that Bright Automotive, Inc. requests not be released to persons outside the U.S. Government.

	2012	2013	2014	2015	2016	2017	2018
total sal	(k\$)	(k\$)	(k\$)	(k\$)	(k\$)	(k\$)	(k\$)



CONFIDENTIAL - All information in this document contains proprietary information that Bright Automotive, Inc.

requests not be released to persons outside the U.S. Government.




[Redacted]

**CONFIDENTIAL - All information in this document contains proprietary information that Bright Automotive, Inc.**


**requests not be released to persons outside the U.S. Government.**





CONFIDENTIAL - All information in this document contains proprietary information that Bright Automotive, Inc.

requests not be released to persons outside the U.S. Government.




**CONFIDENTIAL - All information in this document contains proprietary information that Bright Automotive, Inc. requests not be released to persons outside the U.S. Government.**

2019


(k\$)

---




**CONFIDENTIAL - All information in this document contains proprietary information that Bright Automotive, Inc.**

**requests not be released to persons outside the U.S. Government.**




**CONFIDENTIAL - All information in this document contains proprietary information that Bright Automotive, Inc. requests not be released to persons outside the U.S. Government.**



CONFIDENTIAL - All information in this document contains proprietary information that Bright Automotive, Inc.

requests not be released to persons outside the U.S. Government.



**CONFIDENTIAL - All information in this document contains proprietary information that Bright  
Automotive, Inc.  
requests not be released to persons outside the U.S. Government.**

**BRIGHT AUTOMOTIVE™**  
**Fixed Assets Schedule**  
**For the years ended December 31**


	2008	1st Qtr	2nd Qtr	3rd Qtr	4th Qtr	Total 2009	1st Qtr	2nd Qtr	3rd Qtr
Fixed Assets									
Buildings									
Tooling, & Equipment									
Information Systems									
Furniture/Equipment									
Depreciation Expense									
Buildings									
Tooling, & Equipment									
Information Systems									
Furniture/Equipment									
Accumulated Depreciation									
Buildings									
Tooling, & Equipment									
Information Systems									
Furniture/Equipment									
Net Fixed Assets									
Buildings									
Tooling, & Equipment									
Information Systems									
Furniture/Equipment									
Depreciation Expense, Overhead									
Depreciation Expense, G&A									
Additions 2013 - forward									
Useful Life									
Balance									

CONFIDENTIAL - All information in this document contains proprietary information that Bright Automotive, Inc. requests not be released to persons outside the U.S. Government





CONFIDENTIAL - All information in this document contains proprietary information that Bright Automotive, Inc. requests not be released to persons outside the U.S. Government.



2nd Qtr	3rd Qtr	4th Qtr	Total 2013	1st Qtr	2nd Qtr	3rd Qtr	4th Qtr	Total 2014	1st Qtr	2nd Qtr	3rd Qtr
---------	---------	---------	------------	---------	---------	---------	---------	------------	---------	---------	---------

4th Qtr  
Total  
2015  
Program Year 8 Program Year 9 Program Year 11



CONFIDENTIAL - All information in this document contains proprietary information that Bright Automotive, Inc. requests not be released to persons outside the U.S. Government





2nd Qtr 2012 4th Qtr 2012 1st Qtr 2013 2nd Qtr 2013 3rd Qtr 2013 4th Qtr 2013 1st Qtr 2014 2nd Qtr 2014 3rd Qtr 2014 4th Qtr 2014



Program Year 4 Program Year 5 Program Year 6 Program Year 7 Program Year 8 Program Year 9 Program Year 10



Figure 1



Figure 2

**BRIGHT AUTOMOTIVE™**

Amortization Schedule  
For the years ended December 31

2008 2009 2010 2011

Life

Organizational Costs

Amortization Expense

Accumulated Amortization

Organizational Costs, net


Intangible

Amortization Expense

Accumulated Amortization

Patent Costs, net

Total Amortization Expense



**BRIGHT AUTOMOTIVE™**  
Notes to the Financial Statements

**Assumptions:**

Unit Price Cost	[REDACTED]
Plant Direct Labor	[REDACTED]
Std Overhead	[REDACTED]
Indirect labor	[REDACTED]
Deerem Labor	[REDACTED]
Fixed Assets	[REDACTED]

CONFIDENTIAL - All information in this document contains proprietary information that Bright Automotive, Inc. requests not be released to persons outside the U.S. Government.

October 5, 2009

Mr. Hadrian A. Rori  
Vice-President – Vehicle Engineering  
Bright Automotive  
2701 Enterprise Drive  
Suite 228  
Anderson, IN 46013

**Subject:**

Dear Mr. Rori,

Respectfully,



Bright Automotive  
Change in Program Content – [REDACTED] Battery  
6 October 2009  
**CONFIDENTIAL**

**Contacts:**

Reuben Munger, Chairman, [rmunger@brightautomotive.com](mailto:rmunger@brightautomotive.com)  
John Waters, CEO, [jwaters@brightautomotive.com](mailto:jwaters@brightautomotive.com)  
David Lauzun, VP, [dlauzun@brightautomotive.com](mailto:dlauzun@brightautomotive.com)



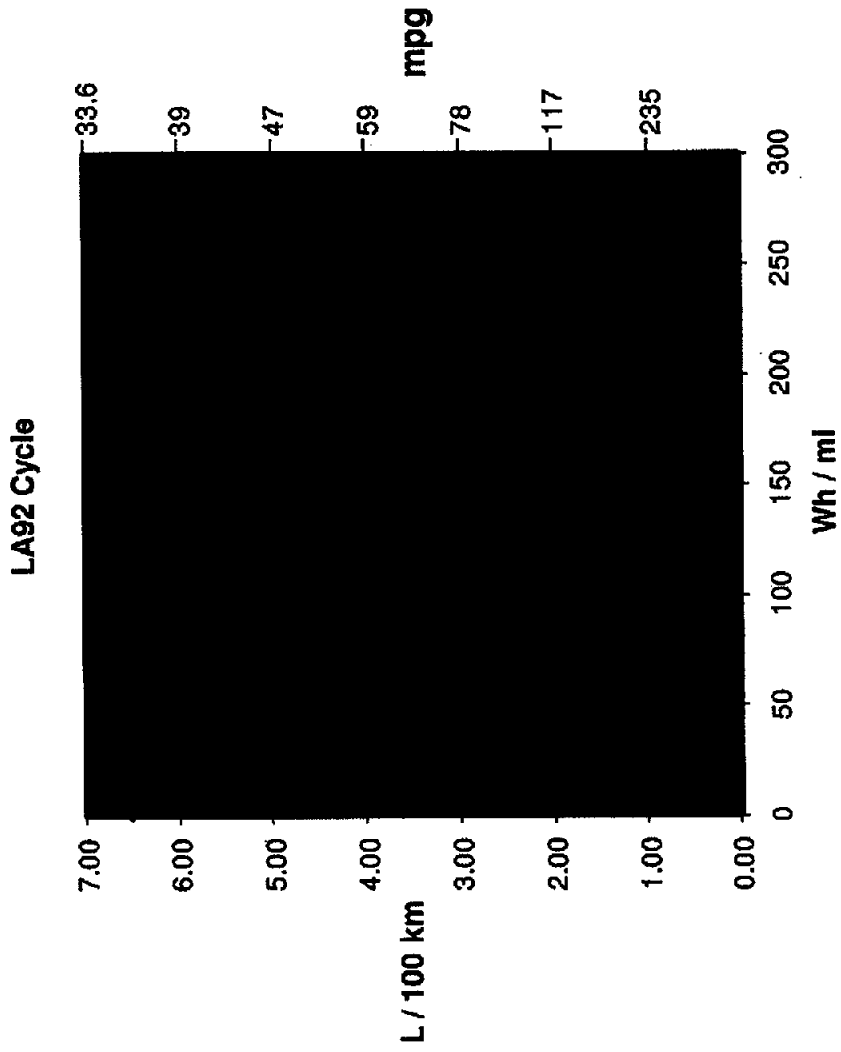


Figure 2: IDEA Energy Consumption on LA92 Cycle ( [Redacted] Battery)

Figure 2 illustrates the energy consumption in both electricity and gasoline for the IDEA vehicle with the [Redacted] battery system on the LA92 cycle.

---

**CONFIDENTIAL** - All information in this document contains proprietary information that Bright Automotive, Inc. requests not be copied or distributed without permission

### UDDS Cycle (unadjusted)

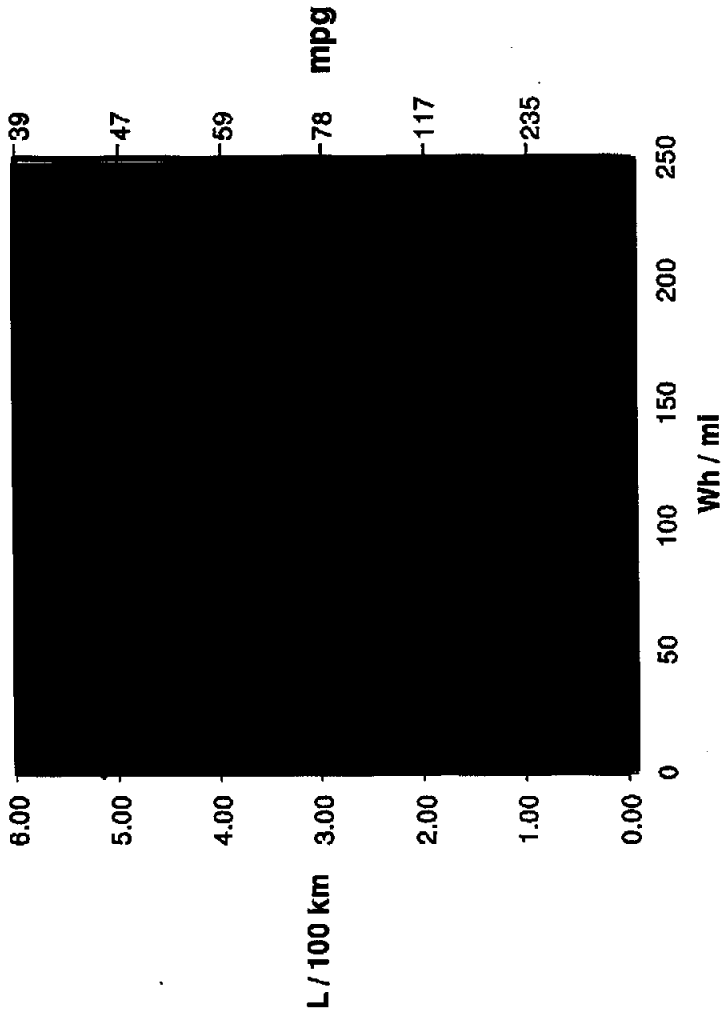




Figure 3: IDEA Energy Consumption on UDDS Cycle (13 kWh Battery)



---

**CONFIDENTIAL** - All information in this document contains proprietary information that Bright Automotive, Inc. requests not be copied or distributed without permission

---



### LA92 Cumulative Fuel Economy

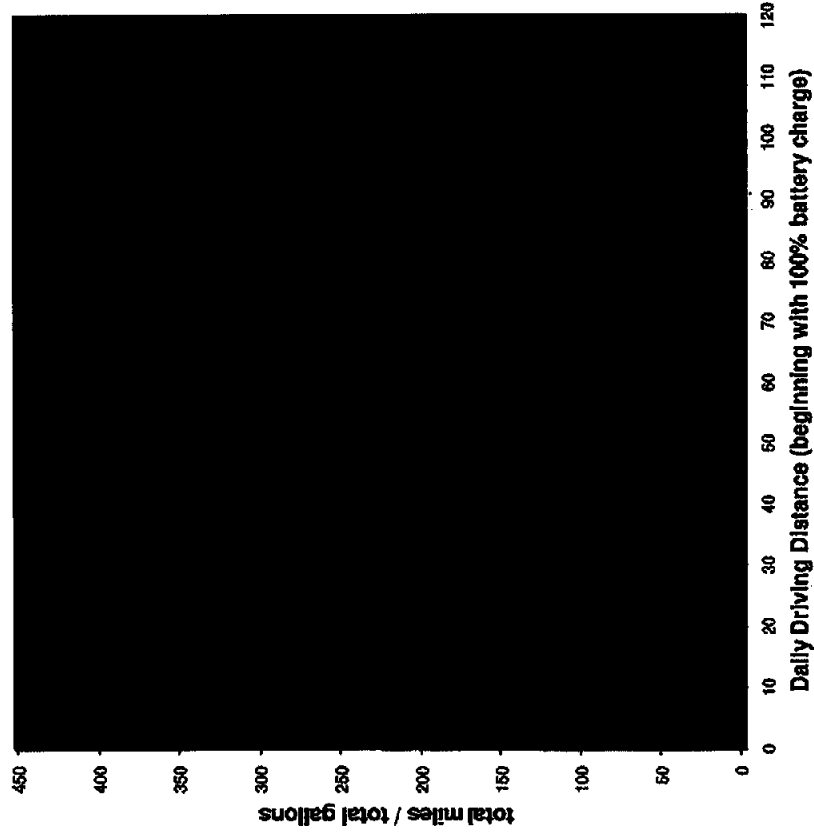


Figure 4: Miles per gallon vs. daily driving distance with the LA92 drive cycle

---

**CONFIDENTIAL** - All information in this document contains proprietary information that Bright Automotive, Inc. requests not be copied or distributed without permission